



National Marine Manufacturers Association

nmma.org

ECONOMIC SIGNIFICANCE OF RECREATIONAL BOATING IN MINNESOTA

CONGRESSIONAL DISTRICT 2

Number of Recreational Boats*	60,693
Recreational Boating Industry Businesses	82
Total Jobs	4,558
Annual Recreational Boating-Related Spending	\$248.0 MILLION

TOTAL ANNUAL ECONOMIC IMPACT OF RECREATIONAL BOATING:

\$582.2 MILLION





RECREATIONAL BOATS IN MN-2

TOTAL BOATS* ▶ 60,693

REGISTERED BOATS	60,693
Power boats	53,759
PWCs	5,577
Sailboats	1,325
Other Boats	32

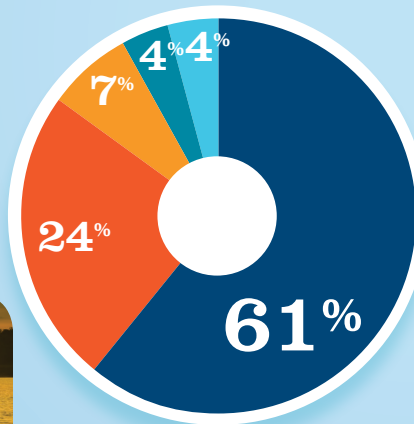
HOUSEHOLDS PER BOAT 4.1



* Total boats are registered boats as reported by states to the USCG.

RECREATIONAL BOATING CREATES JOBS IN MN-2

TOTAL BOATING JOBS	▶ 459
Boat Building	16
Motor / Engine Mfgr.	20
Accessory / Supplies Mfgr.	33
Dealers / Wholesalers	110
Boat Services	280

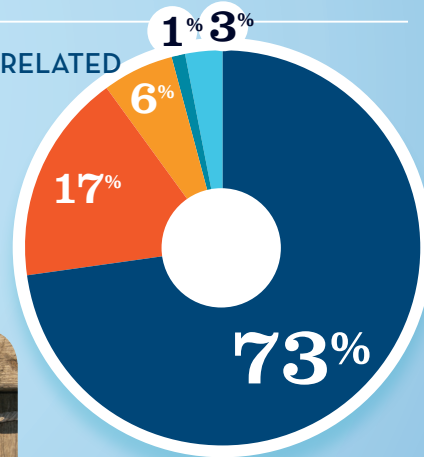


BOAT BUILDING DLRS/WHOLESALERS
MOTOR/ENG. MFR. BOAT SERVICES
ACC./SUPPLIES MFR.



RECREATIONAL BOATING-RELATED BUSINESSES IN MN-2

TOTAL BUSINESSES	▶ 82
Boat Building	2
Motor / Engine Mfgr.	1
Accessory / Supplies Mfgr.	5
Dealers / Wholesalers	14
Boat Services	60

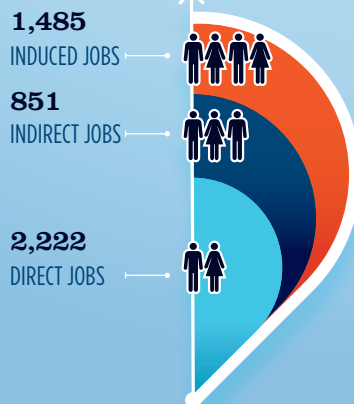


BOAT BUILDING DLRS/WHOLESALERS
MOTOR/ENG. MFR. BOAT SERVICES
ACC./SUPPLIES MFR.



ESTIMATED JOBS IMPACT OF RECREATIONAL BOATING-RELATED SPENDING IN MN-2

EST. TOTAL JOBS	▶ 4,558
EST. TOTAL LABOR INCOME	▶ \$188.8 MILLIONS
Est. Direct Income	\$76.1
Est. Indirect Income	\$47.7
Est. Induced Income	\$65.0



RECREATIONAL BOATING INDUSTRY SALES IN MN-2

Boat Building	\$4.1 MILLION
Motor / Engine Mfgr.	\$11.8 MILLION
Accessory / Supplies Mfgr.	\$7.2 MILLION
TOTAL MFR. SALES	▶ \$23.1 MILLION
Dealers / Wholesalers	\$56.0 MILLION
Boat Services	\$55.5 MILLION
TOTAL RETAIL & SERVICES SALES	▶ \$111.5 MILLION

BOAT BUILDING DLRS/WHOLESALERS
MOTOR/ENG. MFR. BOAT SERVICES
ACC./SUPPLIES MFR.